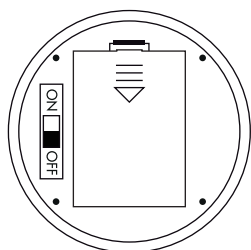


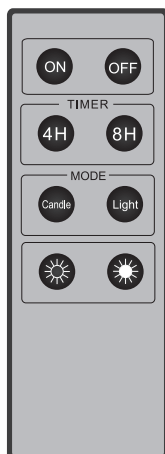
Item No.064-63

Article Overview

Candles



Remote Control



POWER: ON / OFF – Switch the candles on and off

TIMER: 4H / 8H – 24-hour timer can be set with 4 hours of illumination, 20 hours off or 8 hours of illumination, 16 hours off

MODE: Candle/ Light – Flickering or constant illumination of the candles can be set

BRIGHTNESS: Brightness of the candles can be set (to 5 levels)

Inserting / Changing Batteries

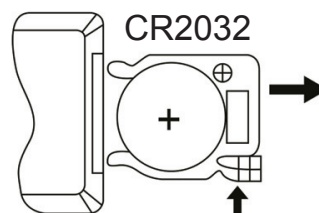
Before inserting the batteries, check whether the contacts are clean and clean them if necessary.

Candles

1. Open the battery compartment cover and remove 3xAAA (1.5V) battery from the candle.
2. Remove the used battery if necessary and insert new battery with the positive pole first into the candle.
3. Place the battery compartment cover back on the candle.

Remote Control

1. The battery compartment is located on the narrow side of the remote control. Pull it out as shown.
2. Remove the used battery and insert a new battery (3 V, CR2032 type). The positive pole must be facing upwards.
3. Push the battery compartment back into the remote control to the limit stop. You should feel and hear it click into place.



Replace the batteries when the power of the candles or the remote control starts to wane.

Operation

1. Turn the switch to ON for the candle before using the remote control.
2. The **ON** button on the remote control is used to switch on the candles.
3. Use the remote control to select the required mode (**MODE**), candle is for flickering, brightness is switched on the light when light mode.
4. You can also use the **4H** or **8H** button to switch the candles to 24-hour mode: The candles light up for 4 or 8 hours and then switch off automatically. After another 20 or 16 hours, the candles automatically switch back on again.
5. The OFF button is used to switch the candles off again.



If more candles or sets of candles are bought, all candles can be controlled using just one remote control.

STAR[®]
TRADING
STAR STREET 1
512 50 SVENLJUNGA
SWEDEN
www.startrading.com